



# 2010-2011 GMT Reports for District (or Undistricted) **District A 5 ONTARIO**

GMT: **TERRY GRAHAM**

Location: **ONTARIO**

GMT CA: **2**

## CLUBS

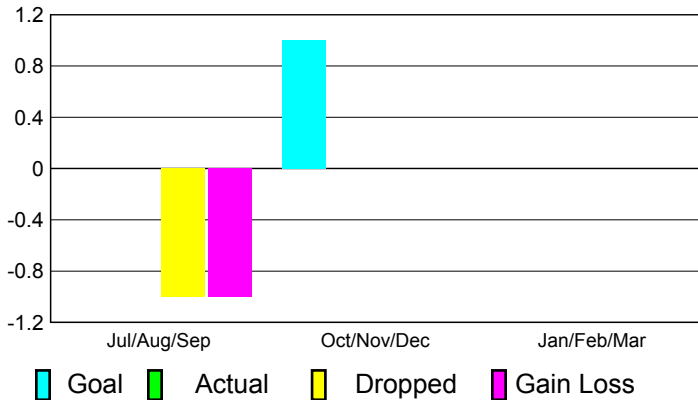
**Club Results**  
2010-2011

**Clubs**  
2009-2010

Month	New Club Goal	Actual New Clubs	Actual Dropped Clubs	Gain/Loss of Clubs	Gain/Loss of Clubs
Jul/Aug/Sep	0	0	-1	-1	0
Oct/Nov/Dec	1	0	0	0	0
Jan/Feb/Mar	0	0	0	0	0
<b>Totals</b>	<b>1</b>	<b>0</b>	<b>-1</b>	<b>-1</b>	<b>0</b>


### Club Results 2010-2011

Goal, New, Dropped, Gain/Loss




### Comparison of Club Gain/Loss

Current Year Compared to the Previous Year



### YTD Status Quo Clubs 2010-2011

Status Quo Clubs Compared to Status Quo Members



## MEMBERSHIP

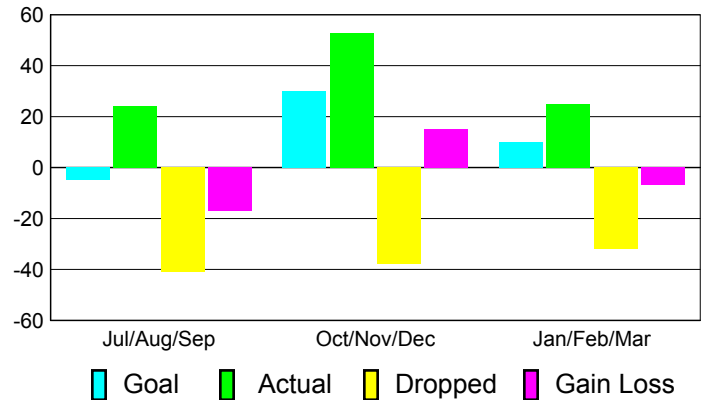
**Membership Results**  
2010-2011

**Membership**  
2009-2010

Month	Net Memb Goal	Actual New Memb	Actual Dropped Memb	Gain/Loss of Memb	Gain/Loss of Memb
Jul/Aug/Sep	-5	24	-41	-17	-16
Oct/Nov/Dec	30	53	-38	15	1
Jan/Feb/Mar	10	25	-32	-7	-2
<b>Totals</b>	<b>35</b>	<b>102</b>	<b>-111</b>	<b>-9</b>	<b>-17</b>

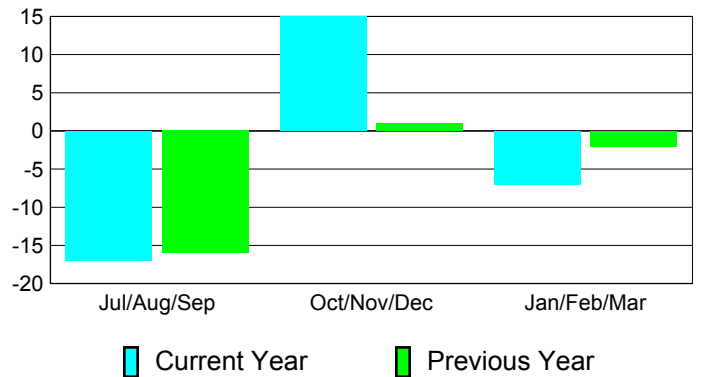
### Membership Results 2010-2011

Goal, New, Dropped, Gain/Loss

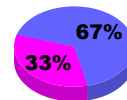


### Comparison of Membership Gain/Loss

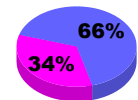
Current Year Compared to the Previous Year



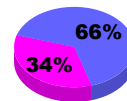
### Gender Comparison 2010-2011



Jul/Aug/Sep



Oct/Nov/Dec



Jan/Feb/Mar

Male

Female



# 2010-2011 GMT Reports for District (or Undistricted) **District A 5 QUEBEC**

GMT: **TERRY GRAHAM**

Location: **QUEBEC**

GMT CA: **2**

## CLUBS


**Club Results  
2010-2011**

**Clubs  
2009-2010**

Month	New Club Goal	Actual New Clubs	Actual Dropped Clubs	Gain/Loss of Clubs	Gain/Loss of Clubs
Jul/Aug/Sep	0	0	0	0	0
Oct/Nov/Dec	0	0	0	0	0
Jan/Feb/Mar	0	0	0	0	0
<b>Totals</b>	<b>0</b>	<b>0</b>	<b>0</b>	<b>0</b>	<b>0</b>

### Club Results 2010-2011

Goal, New, Dropped, Gain/Loss



## MEMBERSHIP

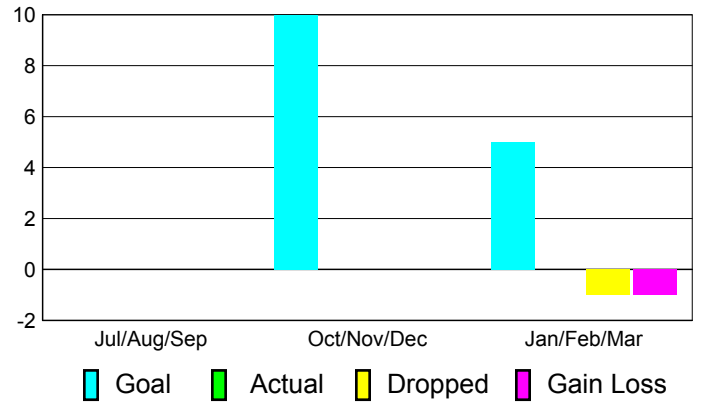
**Membership Results  
2010-2011**

**Membership  
2009-2010**

Month	Net Memb Goal	Actual New Memb	Actual Dropped Memb	Gain/Loss of Memb	Gain/Loss of Memb
Jul/Aug/Sep	0	0	0	0	0
Oct/Nov/Dec	10	0	0	0	0
Jan/Feb/Mar	5	0	-1	-1	0
<b>Totals</b>	<b>15</b>	<b>0</b>	<b>-1</b>	<b>-1</b>	<b>0</b>


### Membership Results 2010-2011

Goal, New, Dropped, Gain/Loss



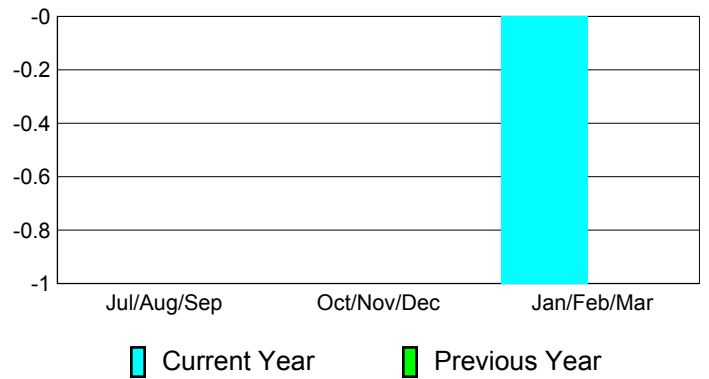
### Comparison of Club Gain/Loss

Current Year Compared to the Previous Year




### Comparison of Membership Gain/Loss

Current Year Compared to the Previous Year

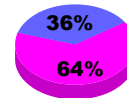


### YTD Status Quo Clubs 2010-2011

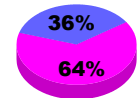
Status Quo Clubs Compared to Status Quo Members



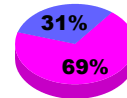
### Gender Comparison 2010-2011



Jul/Aug/Sep



Oct/Nov/Dec



Jan/Feb/Mar

Male

Female